




STATUS OF IMPLEMENTATION 2021 PROGRAMS AND PROJECTS QUARTER 1										
OFFICE: DEPARTMENT OF LABOR AND EMPLOYMENT - RO1										
Programs and Projects	Performance Indicators	Physical Report as of March 31, 2021			Financial Report as of March 31, 2021 ('000)			Remarks		
		Target	Actual	%	Target	Actual	%			
Organizational Outcome 1: Employability of Workers and competitiveness of MSMEs enhanced										
Program: Employment Facilitation										
Sub-Program and Projects:										
1. Job Search Assistance										
	1.1	Public Employment Service (PES)	No. of qualified jobseekers referred for job placement	55,000	15,566	28%	750.00	28.00	3.73%	
	1.2	Labor Market Information	No. of individuals reached	150,000	32,856	22%				
2. Youth Employability										
	2.1	Special Program for the Employment of Students (SPES)*	No. of students/out-of-school youth benefitted	1,984	-	-	13,000.00	37.90	0.29%	
Organizational Outcome 2: Protection of workers' rights and maintenance of industrial peace ensured										
Program: Employment Preservation and Regulation										
Sub-Program and Projects:										
1. Workers' Organization Development and Empowerment										
	1.1	Workers Organization Development Program					133	4	3%	
		- WODP Training*	No. of union members/workers' association members participated in the trainings	75	-	-				
	1.2	Labor and Employment Education Seminar (LEES)	No. of workers, employers and students covered	7,319	1,098	15%				
2. Case Management										
	2.1	Single Entry Approach (SEnA)	70% of the total requests handled settled within PCT	70%	63%	90%	414	32.43	8%	
	2.2	SpeED Cases: Labor Standards	100% of cases are disposed within PCT	100%	4%	4%				
3. Labor Law Compliance										
	3.1	Labor Inspection	No. of establishments inspected/monitored	2,280	609	27%	3,750.00	330.71	9%	

Programs and Projects	Performance Indicators	Physical Report as of March 31, 2021			Financial Report as of March 31, 2021 ('000)			Remarks	
		Target	Actual	%	Target	Actual	%		
Organizational Outcome 3: Social protection for vulnerable workers strengthened									
Program: Workers Protection and Welfare Program									
Sub-Program and Projects:									
1. Livelihood and Emergency Employment									
	3.1	DOLE Integrated Livelihood and Emergency Employment Program (DILEEP)							
		- DOLE Integrated Livelihood Program	No. of beneficiaries provided with livelihood assistance	478	404	85%	15,330.00	3,918.48	26%
		- DOLE Integrated Livelihood Program - Sin Tax	No. of beneficiaries provided with livelihood assistance	121	-	-	2,500.00	0.00	0%
2. Workers Welfare									
	2.1	Kasambahay Program	No. of kasambahay assisted	Actual			492	53.23	11%
	2.2	Family Welfare Program	NO. of establishment monitored	89	-	-			
<p>Prepared by:  ALLEN E. NAVARRO Planning Officer III</p> <p>In coordination with  VIOLETA DG. RAGASA Administrative Officer / Budget Officer</p> <p>Approved by:  ATTY. EVELYN R. RAMOS Regional Director</p>									