

MONTHLY REPORT OF DISBURSEMENTS
For the month of January 2021

Department : Department of Labor and Employment (DOLE)
Agency/Entity : Office of the Secretary
Operating Unit : Regional Office - I
Organization Code : 16 001 0300001
Fund Cluster : 01 Regular Agency Fund


Particulars	Current Year Budget				Prior Year's Budget											SUB-TOTAL	Trust Liabilities			Grand Total				Remarks
	PS	MOOE	CO	TOTAL	Prior Year's Accounts Payable				Current Year's Accounts Payable			TOTAL	PS	MOOE	TOTAL		PS	MOOE	CO	TOTAL				
					PS	MOOE	CO	Sub-Total	PS	MOOE	Sub-Total													
1	2	3	5	6=(2+3+4+5)	7	8	10	11=(7+8+9+10)	12	13	16=(12+13+14+15)	17=(11+16)	18=(6+17)	19	20	22=(19+20+21)	23	24	26	27=(23+24+25+26)	28			
CASH DISBURSEMENTS	3,926,962.05	9,284,600.52	0.00	13,211,562.57	1,348,990.32	2,339,705.28	0.00	3,688,695.60	0.00	0.00	0.00	3,688,695.60	16,900,258.17	0.00	0.00	0.00	5,275,952.37	11,624,305.80	0.00	16,900,258.17				
Notice of Cash Allocation (NCA)	3,926,962.05	9,284,600.52	0.00	13,211,562.57	1,348,990.32	2,339,705.28	0.00	3,688,695.60	0.00	0.00	0.00	3,688,695.60	16,900,258.17	0.00	0.00	0.00	5,275,952.37	11,624,305.80	0.00	16,900,258.17				
MDS Checks Issued	1,898,613.15	113,398.33	0.00	2,012,011.48	10,000.00	457,000.00	0.00	467,000.00	0.00	0.00	0.00	467,000.00	2,479,011.48	0.00	0.00	0.00	1,908,613.15	570,398.33	0.00	2,479,011.48				
Advice to Debit Account	2,028,348.90	9,171,202.19	0.00	11,199,551.09	1,338,990.32	1,882,705.28	0.00	3,221,695.60	0.00	0.00	0.00	3,221,695.60	14,421,246.69	0.00	0.00	0.00	3,367,339.22	11,053,907.47	0.00	14,421,246.69				
Notice of Transfer Allocations (NTA)	0.00	0.00	0.00	0.00	0.00	0.00	0.00	0.00	0.00	0.00	0.00	0.00	0.00	0.00	0.00	0.00	0.00	0.00	0.00	0.00	0.00			
MDS Checks Issued	0.00	0.00	0.00	0.00	0.00	0.00	0.00	0.00	0.00	0.00	0.00	0.00	0.00	0.00	0.00	0.00	0.00	0.00	0.00	0.00	0.00			
Advice to Debit Account	0.00	0.00	0.00	0.00	0.00	0.00	0.00	0.00	0.00	0.00	0.00	0.00	0.00	0.00	0.00	0.00	0.00	0.00	0.00	0.00	0.00			
Working Fund for FAPs	0.00	0.00	0.00	0.00	0.00	0.00	0.00	0.00	0.00	0.00	0.00	0.00	0.00	0.00	0.00	0.00	0.00	0.00	0.00	0.00	0.00			
Cash Disbursement Ceiling (CDC)	0.00	0.00	0.00	0.00	0.00	0.00	0.00	0.00	0.00	0.00	0.00	0.00	0.00	0.00	0.00	0.00	0.00	0.00	0.00	0.00	0.00			
TOTAL CASH DISBURSEMENTS	3,926,962.05	9,284,600.52	0.00	13,211,562.57	1,348,990.32	2,339,705.28	0.00	3,688,695.60	0.00	0.00	0.00	3,688,695.60	16,900,258.17	0.00	0.00	0.00	5,275,952.37	11,624,305.80	0.00	16,900,258.17				
NON-CASH DISBURSEMENTS	343,870.50	5,849.35	0.00	349,719.85	0.00	5,574.70	0.00	5,574.70	0.00	0.00	0.00	5,574.70	355,294.55	0.00	0.00	0.00	343,870.50	11,424.05	0.00	355,294.55				
Tax Remittance Advices Issued (TRA)	343,870.50	5,849.35	0.00	349,719.85	0.00	5,574.70	0.00	5,574.70	0.00	0.00	0.00	5,574.70	355,294.55	0.00	0.00	0.00	343,870.50	11,424.05	0.00	355,294.55				
Non-Cash Availment Authority (NCAA)	0.00	0.00	0.00	0.00	0.00	0.00	0.00	0.00	0.00	0.00	0.00	0.00	0.00	0.00	0.00	0.00	0.00	0.00	0.00	0.00	0.00			
Disbursements effected through outright deductions from claims (please specify...)	0.00	0.00	0.00	0.00	0.00	0.00	0.00	0.00	0.00	0.00	0.00	0.00	0.00	0.00	0.00	0.00	0.00	0.00	0.00	0.00	0.00			
Overpayment of expenses (e.g. personnel benefits)	0.00	0.00	0.00	0.00	0.00	0.00	0.00	0.00	0.00	0.00	0.00	0.00	0.00	0.00	0.00	0.00	0.00	0.00	0.00	0.00	0.00			
Restitution for loss of government property	0.00	0.00	0.00	0.00	0.00	0.00	0.00	0.00	0.00	0.00	0.00	0.00	0.00	0.00	0.00	0.00	0.00	0.00	0.00	0.00	0.00			
Liquidated damages and similar claims	0.00	0.00	0.00	0.00	0.00	0.00	0.00	0.00	0.00	0.00	0.00	0.00	0.00	0.00	0.00	0.00	0.00	0.00	0.00	0.00	0.00			
Others (TEF, BTr, Docs Stamp, etc.)	0.00	0.00	0.00	0.00	0.00	0.00	0.00	0.00	0.00	0.00	0.00	0.00	0.00	0.00	0.00	0.00	0.00	0.00	0.00	0.00	0.00			
TOTAL NON-CASH DISBURSEMENTS	343,870.50	5,849.35	0.00	349,719.85	0.00	5,574.70	0.00	5,574.70	0.00	0.00	0.00	5,574.70	355,294.55	0.00	0.00	0.00	343,870.50	11,424.05	0.00	355,294.55				
GRAND TOTAL	4,270,832.55	9,290,449.87	0.00	13,561,282.42	1,348,990.32	2,345,279.98	0.00	3,694,270.30	0.00	0.00	0.00	3,694,270.30	17,255,552.72	0.00	0.00	0.00	5,619,822.87	11,635,729.85	0.00	17,255,552.72				

SUMMARY


Particulars (1)	Previous Report (2)	This Month (3)	As at Date (4)
Total Disbursement Authorities Received	0.00	37,405,294.55	37,405,294.55
NCA	0.00	7,570,000.00	7,570,000.00
NTA	0.00	29,480,000.00	29,480,000.00
Working Fund	0.00	0.00	0.00
TRA	0.00	355,294.55	355,294.55
CDC	0.00	0.00	0.00
NCAA	0.00	0.00	0.00
Less: Notice of Transfer of Allocations (NTA)* Issued	0.00	0.00	0.00
Total Disbursement Authorities Available	0.00	37,405,294.55	37,405,294.55
Less:	0.00	0.00	0.00
Lapsed NCA	0.00	0.00	0.00
Disbursements	0.00	17,255,552.72	17,255,552.72
Less: Other Non-Cash Disbursements	0.00	0.00	0.00
Disbursements effected through outright deductions from claims	0.00	0.00	0.00
Overpayment of expenses (e.g. personnel benefits)	0.00	0.00	0.00
Restitution for loss of government property	0.00	0.00	0.00
Liquidated damages and similar claims	0.00	0.00	0.00
Others (e.g. TEF, BTr, Docs Stamp, etc.)	0.00	0.00	0.00
Others (e.g. TEF, BTr, Docs Stamp, etc.)	0.00	0.00	0.00
Add/Less: Adjustments (e.g. cancelled/stale checks)	0.00	0.00	0.00
Balance of Disbursement Authorities as at date	0.00	20,149,741.83	20,149,741.83
Total Disbursements Program	0.00	37,405,294.55	37,405,294.55
Less: Actual Disbursements	0.00	17,255,552.72	17,255,552.72
(Over)/Under spending	0.00	20,149,741.83	20,149,741.83

Notes: * The use of NTA is discouraged
Notes: ** Amounts should tally with the grand total disbursement (column 27).


Certified Correct:


APRIL MARGARETTE LUCERO LICUDINE
Date: 2021-02-04 10:10:25.0

Recommending Approval:


BERNADETTE MAY MAGLAYA MAMITAG
Date: 2021-02-04 10:22:13.0

Approved By:


NATHANIEL VERGARA LACAMBRA, CES0 III
Date: 2021-02-04 10:26